

**STORY
AND**

**CREATIVE
RESPONSE
INVITATION**

Jeremiah - Part 2

If you want to listen to Melanie reading this, the audio version is on our website!

STORY:

When I was a boy I lived in a small town but, by the time I was a teenager, my parents decided it was a good idea for me to move to the capital city to get an education.

It was a good thing I ended up going to Communications School because once I took up my career, my calling to be God's prophet, I spent years making speeches to the people, pleading for them to give up the cracked and leaking water tanks they'd built for themselves and turn back to the living river of God (that was one of my clever metaphors for how people should trust the wisdom of God instead of their own so-called wisdom. Because we learnt metaphors at Communications School. Along with similes, irony, and hyperbole.).

But I didn't only learn how to talk at school; I also took some advanced theatre courses, which ended up coming in handy. Sometimes you have to act things out for people to really get them.

One of the more dramatic messages I acted out was when God told me to buy a new pair of underpants and to put them on and to not take them off.

"Okay, but I'll have to wash them sometimes, right..."

"Nope," God says. "Just leave them on, Jeremiah. This is all part of the drama. I'll let you know when to take them off."

Alright... So, I'm not going to tell you how long I wore that underwear, but let's just say it was way too long. Finally God says, Act Two: It's time to take them off.... And travel for two and a half months on foot to the Euphrates River, right at the edge of the Assyrian and Babylonian empires, and... bury the underpants in a crack in the rocks.

Oh, you have got to be kidding me! But I did it. Because I may be the actor, but God is the director in this particular production. And then months later, after I'd made my way back home to Jerusalem, God calls me in for the third act: to make the trek all the way back to those rocks at the edge of Assyria and Babylon to dig up the underwear and see what state it's in.

Well, you can imagine.

"This is our piece of theatre, Jeremiah," God tells me. "This is what I want you to show my people: My love is like a new, clean pair of underwear, my care and protection for you. Do you honour my love? Do you value it? No! All you care about is your own pride and arrogance, and running after idols. You treat my love like a stinking mess and then, when the smell gets so bad you can't stand it, you think that you can run to the powerful nations around you for help. Well, they can't save you anymore than your own pride can."

Prophetic theatre, that's what that was. I put on quite a few plays like this over the years. They weren't usually popular, especially not with the people in charge, the priests, the city councilors, the king. But they were certainly memorable! People were talking about my dirty underwear play for years.

But what the people really should have been talking about was the arrogant way they were living. And maybe saying sorry to God for treating his love and care so shabbily. And asking God to help them get their priorities straight, to lean into God's love and remember how to care for each other the way God cares for them. Because God's wisdom and care are trustworthy, and whenever we're ready to let go of our selfish, self-dependent ways, we can depend on God to lift us up.

- *I wonder what is the strangest, most startling, or most memorable thing that you have seen in a play.*
- *I wonder what people thought when they saw Jeremiah's dirty underpants play*
- *I wonder if you have noticed any ways that people sometimes treat God's love really shabbily, like a stinky pair of underwear buried in the ground.*
- *I wonder if you have noticed any ways that God's love for the world and for you is always full of care and protection.*

All ages:

Dirty underwear - what a way to get people's attention! Haha! Theatre and film are art forms that, in our culture, are excellent ways to get people's attention. The main difference between theatre and film is big picture vs. close up. When you're watching theatre you see the entire stage all the time. When you're watching film or T.V., there are many different angles the camera can film. Therefore, an audience can view the image from many different perspectives.

On the next page is a list of the main film angles. Different angles are used to tell a story more effectively. A very wide angle (first box) is usually the first shot you see in a film because this shows the setting of the story and sets the scene. For example, a lot of movies set in New York City start with a wide angle shot or a birds eye view of Manhattan. A close up can show the actors emotion better (Ex. tears in their eyes).

Experiment this week using 4-5 different film angles!

1. Think about your message and the form you chose to tell it (from last week). Now it's time to create it!

2. Create a "Storyboard" on a piece of paper. This helps you plan out your shots and gives you a visual to guide your film! Use the template on the next page.

3. It may help you to write a script first. Just 1/2 to 1 page is enough! Decide the beginning, middle and end. Decide who will be in the film. Decide if actor(s) will speak, or a narrator will narrate off camera. Decide what words will be said.

Very wide
(more background)



Wide
(full body)



Mid
($\frac{1}{2}$ body or head + shoulders)



Close up
(use sparingly)




Very close up
(use rarely)



Over the
Shoulder (OS)



Low
(looking up)



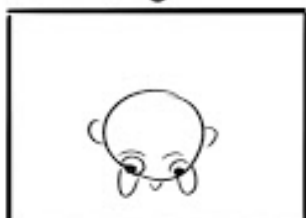
High
(Looking down)



(towards camera)



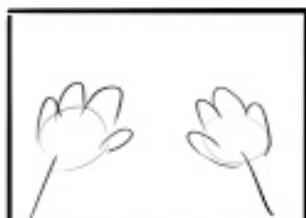
Birds eye view



(use blur or action lines)



Point of view (POV)



4. Put your script and storyboard together! Set up your shot, get your actor/narrator ready with the script (most likely you!), and start filming! It may take a few tries or “takes” to get it exactly how you want it!

5. Send me the film you’ve created! I will edit it for you, and add music if you wish. Email me your ideas for music, etc.

ALTERNATE PROJECT:

Using the film angles, take pictures of your world right now from these angles. Try to capture your life from as many different perspectives as possible.

For example:

- take a close up of an object that is important to you
- take a birds eye view of your family eating a meal
- take a wide angle of your house
- take a close up of your eye
- take a series of images of all the things you do in a day




Get creative! Have fun!

Send me the photos and I will turn them into a film for you!

Title _____

Scene _____


Page _____



Title _____

Scene _____

Page _____



**CHECK-IN
QUESTION:**

**IF YOU WERE A
SMELL (LIKE FRESHLY BAKED COOKIES)
WHAT WOULD
YOU BE?**

We'd love to know your answer!
Please send us your answer, as
well as any responses to the cre-
ative response.

**You may write us back or film
a video and email us!**